Plot the ordered pairs on the graph and number. Then, connect the points from 1-47.

1.	4	0
2.	2	1
3.	1	2
4.	0	4
5.	0	5
6.	1	7
7.	2	8
8.	4	9
9.	5	9
10.	7	8
11.	8	7
12.	9	5
13.	9	4
14.	8	2
15.	7	1
16.	5	0
17.	5	1
18.	6	1
19.	7	2
20.	8	4
21.	7	4
22.	6	2
23.	5	3
24.	6	4
25.	5	5
26.	6	6
27.	7	5
28.	7	7
29.	6	8
30.	5	7
31.	5	6
32.	4	6
33.	4	7
34.	3	8
35.	2	7
36.	2	5
37.	3	6
38.	4	5
39.	3	4
40.	4	3
41.	3	2
42.	2	4
43.	1	4
44.	2	2
45.	3	1
46.	4	1
47.	4	0

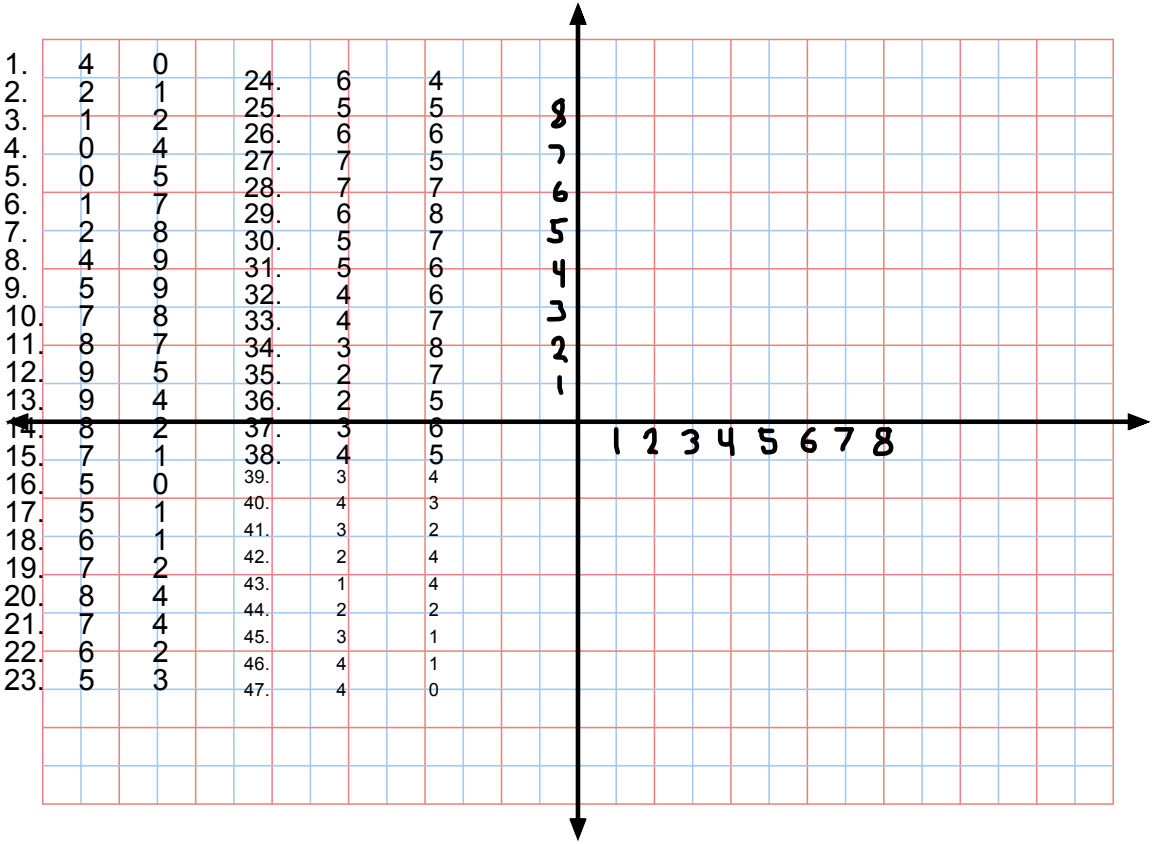

1.	4	0
2.	2	1
3.	1	2
4.	0	4
5.	0	5
6.	1	7
7.	2	8
8.	4	9
9.	5	9
10.	7	8
11.	8	7
12.	9	5
13.	9	4
14.	8	2
15.	7	1
16.	5	0
17.	5	1
18.	6	1
19.	7	2
20.	8	4
21.	7	4
22.	6	2
23.	5	3
24.	6	4
25.	5	5
26.	6	6
27.	7	5
28.	7	7
29.	6	8
30.	5	7
31.	5	6
32.	4	6
33.	4	7
34.	3	8
35.	2	7
36.	2	5
37.	3	6
38.	4	5
39.	3	4
40.	4	3
41.	3	2
42.	2	4
43.	1	4
44.	2	2
45.	3	1
46.	4	1
47.	4	0



1.	4	0
2.	2	1
3.	1	2
4.	0	4
5.	0	5
6.	1	7
7.	2	8
8.	4	9
9.	5	9
10.	7	8
11.	8	7
12.	9	5
13.	9	4
14.	8	2
15.	7	1
16.	5	0
17.	5	1
18.	6	1
19.	7	2
20.	8	4
21.	7	4
22.	6	2
23.	5	3
24.	6	4
25.	5	5
26.	6	6
27.	7	5
28.	7	7
29.	6	8
30.	5	7
31.	5	6
32.	4	6
33.	4	7
34.	3	8
35.	2	7
36.	2	5
37.	3	6
38.	4	5
39.	3	4
40.	4	3
41.	3	2
42.	2	4
43.	1	4
44.	2	2
45.	3	1
46.	4	1
47.	4	0

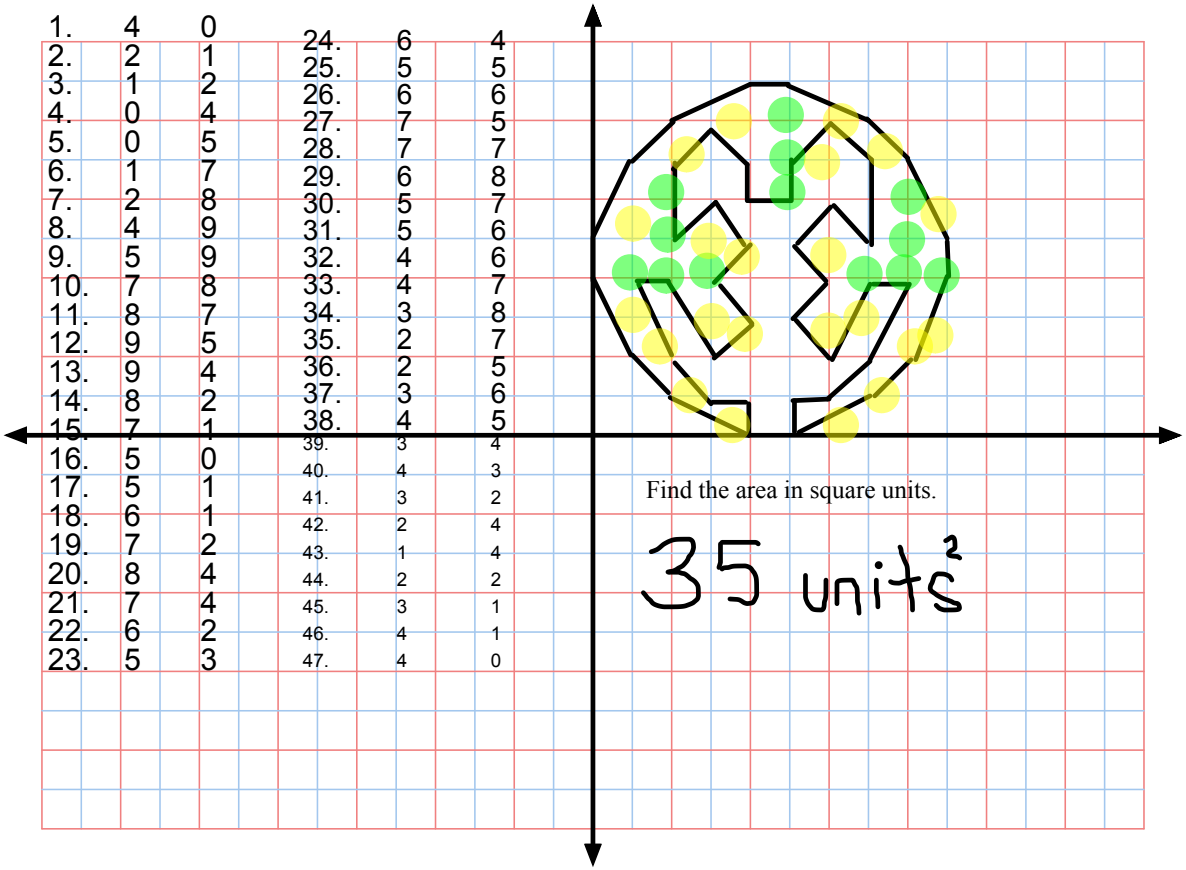

Find the area in square units.

35 units^2